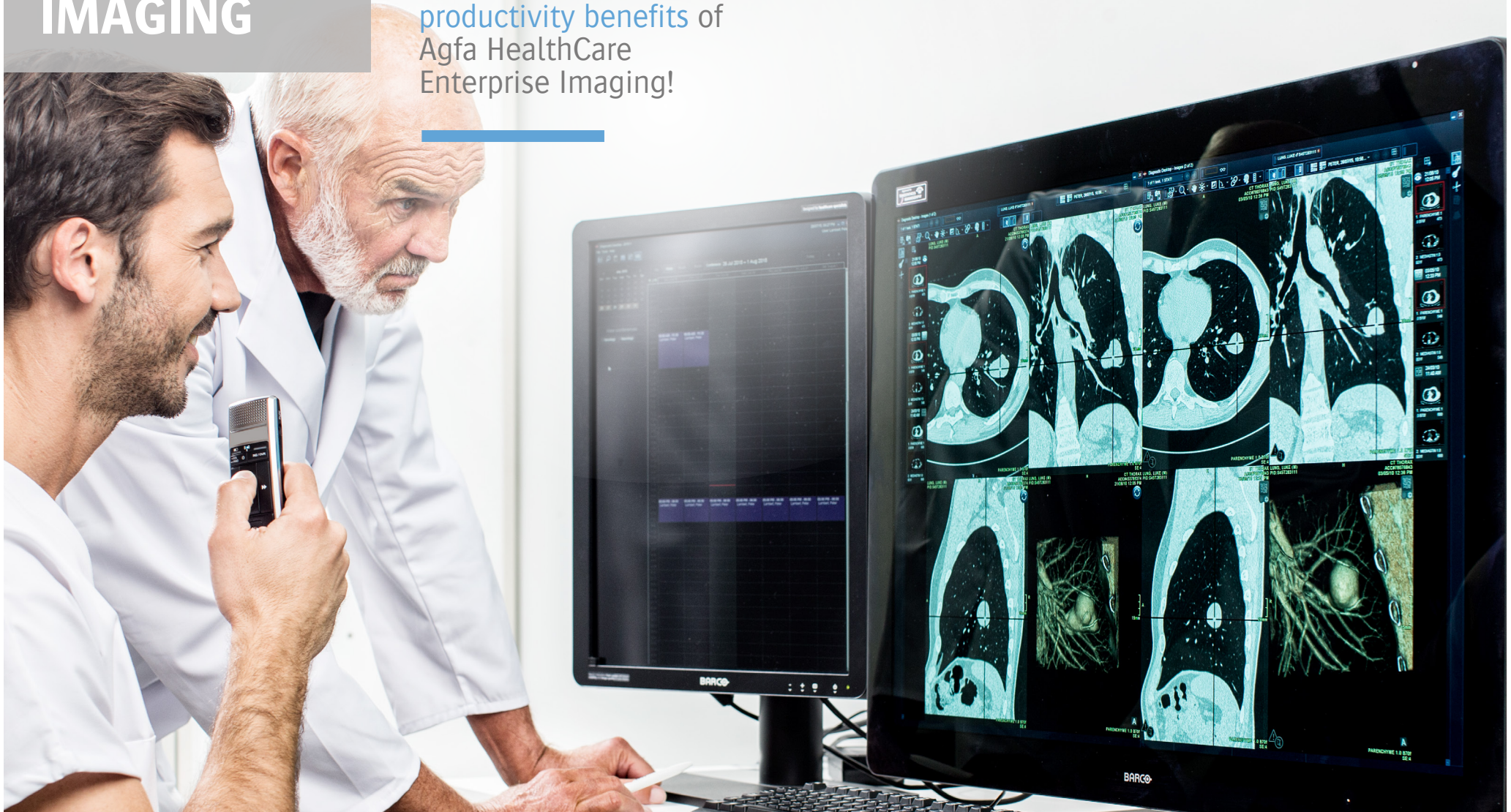


# Agfa HealthCare ENTERPRISE IMAGING

Discover the workflow and  
productivity benefits of  
Agfa HealthCare  
Enterprise Imaging!



**Radiologists**



---

Discover the workflow  
and productivity benefits  
of Agfa HealthCare  
Enterprise Imaging!

---

What if you had a tool that would organize your work around your tasks for you, **keeping track and reminding you and those you depend on** of what needed to be done, so nothing would be forgotten?

## Work

### A task-based workflow that works with you

As a radiologist, you manage a lot of different tasks. Enterprise Imaging uses a task-based workflow that matches your own way of working. It's customizable, transparent and agile, and if you are interrupted, it lets you pick right up where you left off. Information, tasks and events flow smoothly to you, while best practices and regulations/rules can be embedded right in. The task-based workflow keeps track of details, priority rules and more, so the hospital-defined flows are followed. And workloads can be better balanced, assigning certain tasks to specialized staff, while keeping track of how much work each person still has.



How much more productive would you be if you could get **tools and information from a single interface**, and didn't have to adjust the settings for every procedure you were viewing?

## View

### Advanced yet flexible display protocols

Dynamic drag and drop functions let you customize your preferences. The first time you call up an image, logical and consistent display settings are used, for quick, no-fuss loading. Greater flexibility in specifying multiple modality types, and 2D/MIP/MPR/CPR/3D renderers and image quality settings provide a variety of image display options.

Advanced and specialized clinical tools – supporting the needs of radiology, mammography (including tomosynthesis), cardiology, ultrasound, vascular, angiography and nuclear medicine – are available on the same user interface, while commonly used measurement tools are built right in, saving you time and effort.



What if you could **easily access information from other sites**, hospitals or imaging centers, and **connect and collaborate with colleagues**, wherever they are?

## Collaborate

### Communication and conference tools

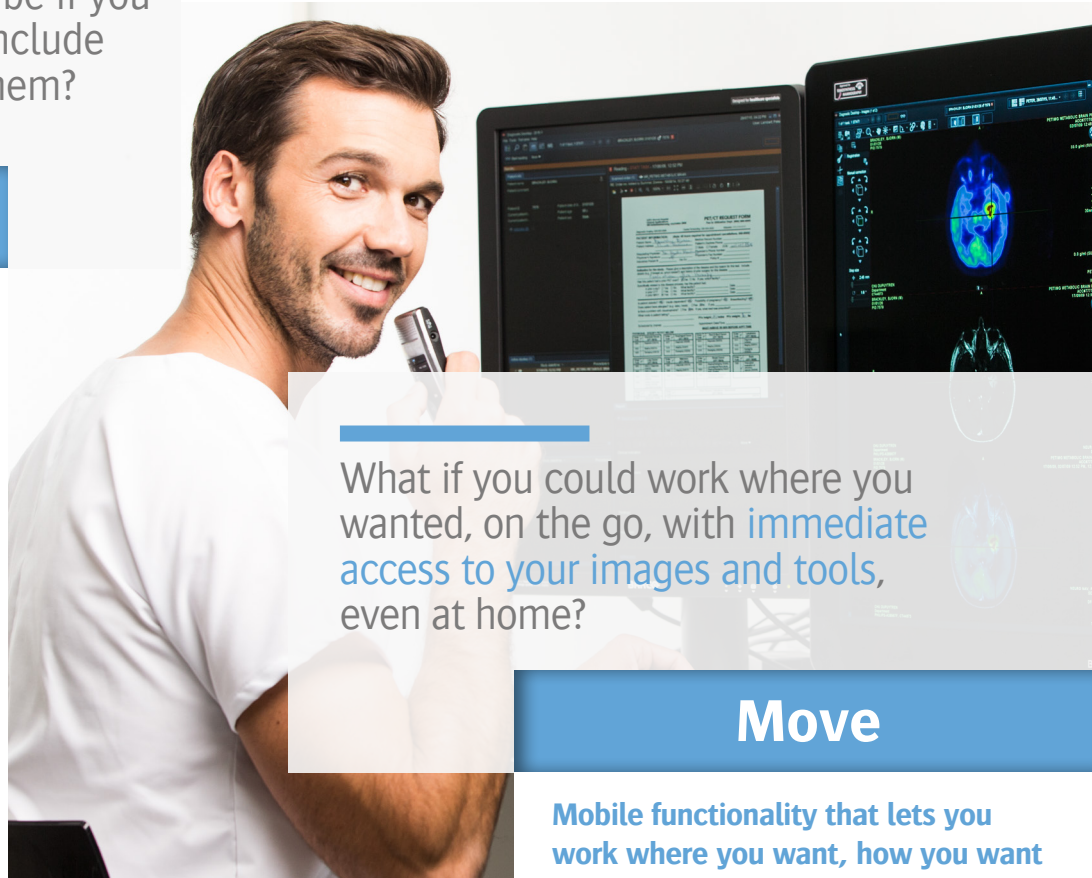
In today's care-centric healthcare model, collaborating with your colleagues is more important than ever. Enterprise Imaging includes easy-to-use collaboration, chat and sharing functions that keep you connected with other radiologists, technicians, clinicians, administrators and referring physicians. And organizing and participating in multi-disciplinary meetings, tumor boards and teaching or quality control conferences is straightforward and efficient. Schedules, rules, discussion tasks and participants are all managed, while presentations can be prepared with snapshots including full screen layout, current image level, MPR reconstruction, etc. You can even add comments, to review the group discussions later.

How much more productive would you be if you could make **reports more quickly** and include images and measurements right into them?

## Report

### Reporting that offers less complexity, more readability

Reports that are easy to create and to read, with a faster turnaround time! Text macros, voice commands and standard/normal reports make reporting fast, easy and personalized. Adding key images, tables and measurements, and even highlighting a critical finding, is simple. You can opt to use digital dictation or offline or online speech recognition, while the integrated medical spell and grammar checker help you verify the accuracy of your text. Multiple authors or reviewers? Enterprise Imaging keeps your work flowing smoothly, with preconfigured rules that allow ad hoc edits. Then distribute the results via fax, print, email, web or on the EMR. The sectional reporting helps support the satisfaction of referring physicians, with a standardized report structure that lets them quickly find what they need.

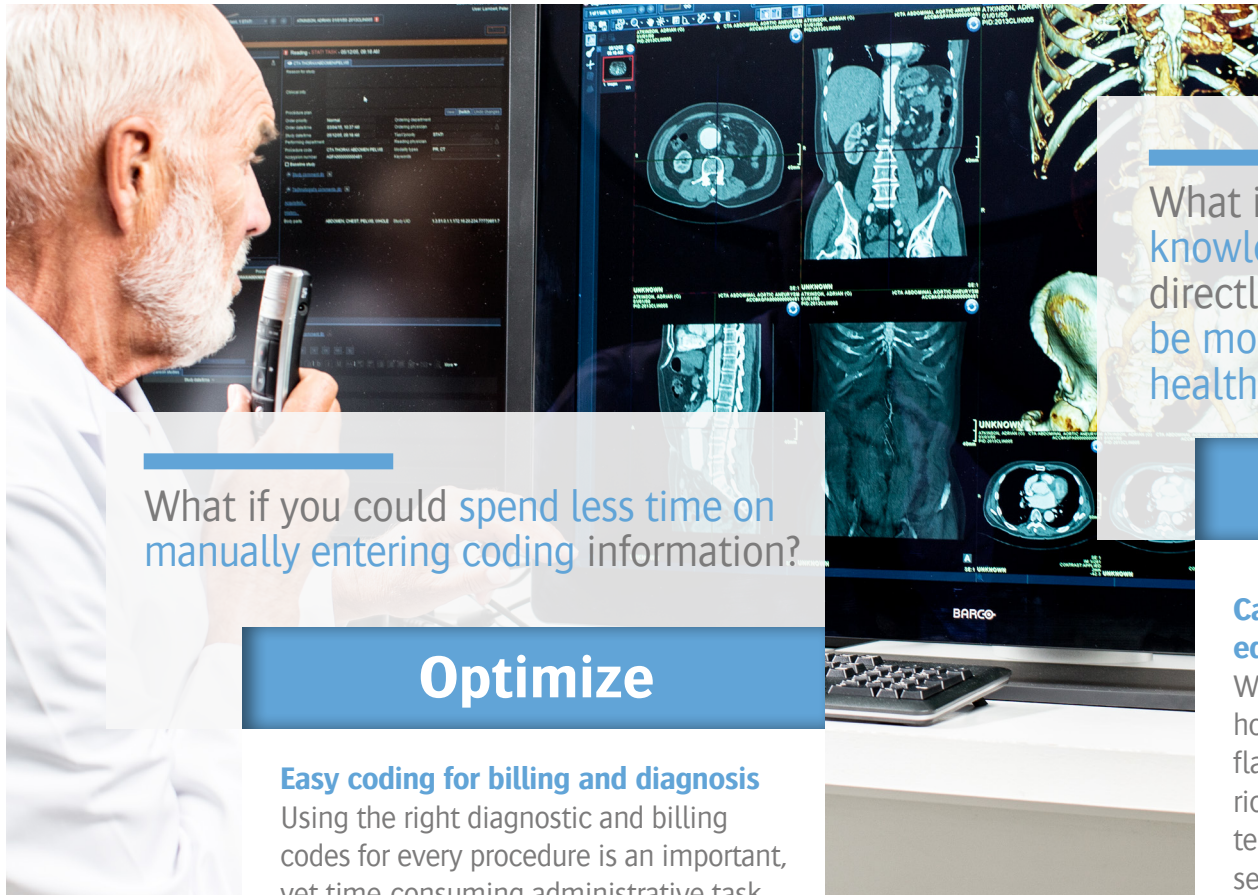


What if you could work where you wanted, on the go, with **immediate access to your images and tools**, even at home?

## Move

### Mobile functionality that lets you work where you want, how you want

Enterprise Imaging supports today's demand for working on the go, letting you view images, videos and studies and work on your reports wherever you want – even with low bandwidth. A mobile, 'lightweight' client lets you create, edit and approve reports remotely, right from your mobile device.



What if you could spend less time on manually entering coding information?

## Optimize

### Easy coding for billing and diagnosis

Using the right diagnostic and billing codes for every procedure is an important, yet time-consuming administrative task. Enterprise Imaging for Radiography makes it simple, supporting different code systems and using default codes that can be modified when needed. Official files can be reused and code catalogues imported, so you spend less time manually entering each code.

What if you could easily share your knowledge with residents and interact directly with referring physicians and be more visible on the frontlines of healthcare?

## Teach

### Capture interesting cases for education and research

With Enterprise Imaging, teaching hospitals and attending physicians can flag, tag and anonymize studies with rich searchable clinical data and flexible terminology, for better comparison study searches. The web interface makes it as easy to access data from a mobile device as from a PC, without any diagnostic workstation required. And residents and attending physicians can collaborate visually in real-time, to enhance the educational experience.

---

## Discover the workflow and productivity benefits of Agfa HealthCare Enterprise Imaging!

---

---

### Seamless solution

You can do this and much more with Enterprise Imaging, a unified imaging platform that includes PACS, reporting, advanced image processing and integration of clinical information, **all in one sophisticated platform.**

With a streamlined, uncluttered interface and intuitive features and tools built from scratch based on the tasks of real radiologists, Enterprise Imaging lets you work in a way that makes **great sense for the digital age, while reducing training and operational costs.**

Richer clinical information, enhanced collaboration and easy access to diagnostic tools provide you and your colleagues with the features you need to enhance the delivery of patient care. . You, your colleagues and your patients enjoy **greater satisfaction with the care process.**

Agfa and the Agfa rhombus are trademarks of Agfa-Gevaert N.V., Belgium, or its affiliates. XERO is a trademark of Agfa HealthCare N.V., or its affiliates. All other trademarks are held by their respective owners and are used in an editorial fashion with no intention of infringement. The data in this publication are for illustration purposes only and do not necessarily represent standards or specifications that must be met by Agfa HealthCare. All information contained herein is intended for guidance purposes only, and characteristics of the products and services described in this publication can be changed at any time without notice. Products and services may not be available for your local area. Please contact your local sales representative for availability information. Agfa HealthCare diligently strives to provide as accurate information as possible, but shall not be responsible for any typographical error.

© 2015 Agfa HealthCare NV  
All rights reserved  
Published by Agfa HealthCare NV  
B-2640 Mortsel - Belgium  
56T3F GB 00201510

---